

LABOUR MARKET IN LUBLIN




340,466

Population in Lublin
[2016]


60.8%

The percentage of population
at working age
[2016]



55.0%

Professional activity
in Lublin Region
[2016]



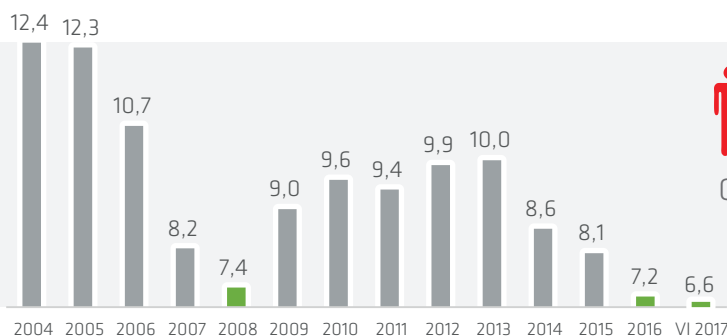
4,169.46 PLN

Average monthly gross salary
in 2016 in Lublin



97.2%
Polish average

In June 2017, the registered
unemployment rate in Lublin was
6,6%. This was the lowest rate
over the 25 years!



Currently in Lublin Region
only nine out of hundred
people is unemployed.

Since 2010,
the number of the unemployed
in Lublin has decreased by over

26.2%



Since 2010,
the number of business entities
in Lublin has increased by

6.9%



44,474

The number of
registered businesses
in Lublin
[2016]



57

The number of investors
in SEZ Euro-Park Mielec
Lublin Subzone
[31.03.2017]



3,617

The number of workplaces
in SEZ Euro-Park Mielec
Lublin Subzone
[31.03.2017]



2,430

The number of recently
created workplaces
in Lublin Subzone
[31.03.2017]